



76\$ 9

- X Q

7 U H Q F K 0 2 6 % D U U L H U 6 F K R W W N \ 5 H

DO-201AD  
76\$ 9



Cathode Anode

Features

- ‡ \$ G Y D Q W U H G Q F K W H F K Q R O R J \
- ‡ / R Z R U Z Y R G W D J H G U R S
- ‡ / R Z R Z I O R V V H V
- ‡ + L J H I L F L H Q F \ R S H U D W L R Q
- ‡ / H D G H H L Q L V K & R P S O L D Q W

Applications

- ‡ ' & ' & R Q Y H U W H U V
- ‡ \$ & ' & \$ G D S W R U V
- ‡ 6 Z L W F X R Z I S S O L H V
- ‡ ) U H H Z K H H L R G Q J V

Maximum ratings and electrical characteristics (T<sub>J</sub> = 25°C unless otherwise noted)

3 D U D P H W H U		6 \ P E R O	/ L P L W	8 Q L W
0 D [ L P X P H S H V S H M U Y Y H Y R Q W D J H		9 5 5 0		9
0 D [ L P X P Y H U D R J H Z D U G U F X E W H I Q W G		, ) \$ 9		\$
3 H D N I R U Z D U F S U U H Q W V L Q D O H Q Z D Y H V X S H U L P S Q M H V G R S E G L R G H		, ) 6 0	1 5	\$
2 S H U D M X Q E D Q L Q W R U D J H W H P S H U D W X O H O D C J H 0 W R				f &
7 \ S L F W D K H U P D O U S H V U L V O H D Q F H		5 \$ - &		f & :
, Q V W D Q W D Q H R R O W R U Z D U G S H G L R G H	, ) \$	7 - f &	7 < 3	0 \$ ;
	, ) \$	7 - f &		
	, ) \$	7 - f &		
	, ) \$	7 - f &		
, Q V W D Q W D Q H R X U U S H O M H R O W H U D W H H Y H Y R Q W D J H		7 - f &		X \$
		7 - f &		P \$

1 R W H V

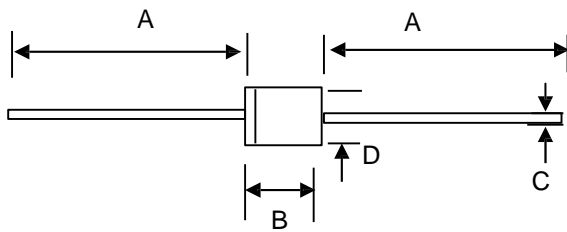
3 X O V H W H V S X O V H Z L G W K G X W \ F \ F O H

3 X O V H W H V W 3 X O P H Z L G W K 0

&JKLDCM/LPRLQVHOG

**PACKAGE OUTLINE DIMENSIONS**

**DO-201AD**

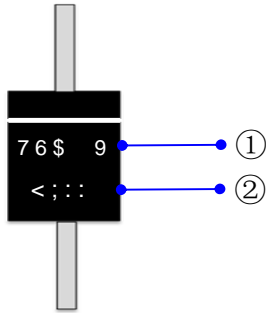


**DO-201AD mechanical data**

UNIT		A	B		D
mm	max	26.5	9.5	4	5.3
	min	24.5	7.3	1	4.8
mil	max	1043.30	374.01		208.67
	min	946.57	287.40		188.97

0DUNLQJ ,QIRUPDWLRQ

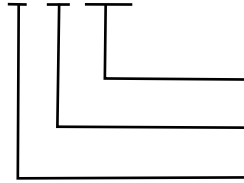
&DWKRGH



\$QRGH

73URGXFW PRGHO

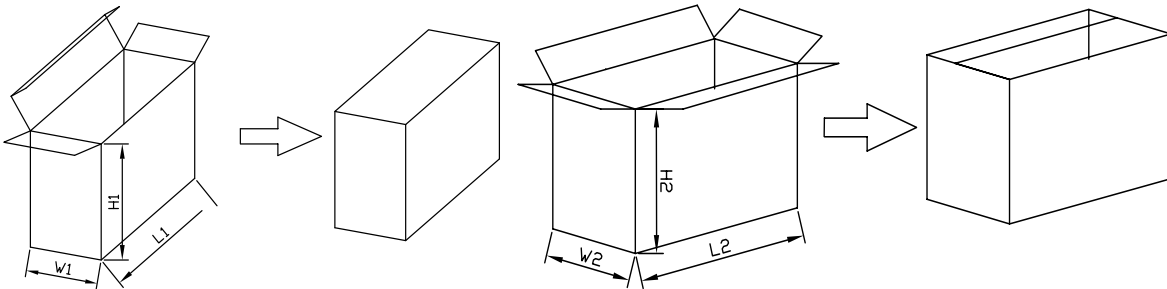
83' & LQIRUPDWLRQ



3DFNDJLQJ ,QIRUPDWLRQ

,QVLGH %R[

2XWVLGH %R[



3DFNDJLQJ ,QIRUPDWLRQ

12	81,7	,QVLGH %R[	2XWVLGH %R[
6L]H	PP	/ : + / : +	4 4