


## Trench MOS Barrier Schottky Rectifier

DO-201AD

TSA /



### Features

- Advanced trench technology
- Low forward voltage drop
- Low power losses
- High efficiency operation
- Lead Free Finish, RoHS Compliant

### Applications

- DC/DC Converters
- AC/DC Adaptors
- Switching Power Supplies
- Freewheeling Diodes

Maximum ratings and electrical characteristics (T<sub>J</sub> = 25°C unless otherwise noted)

Parameter		Symbol	Limit		Unit
Maximum repetitive peak reverse voltage		VRRM	45		V
Maximum average forward rectified current		IF(AV)	15		A
Peak forward surge current 8.3 ms single half sine- wave superimposed on rated load per diode		IFSM	20		A
Operating junction and storage temperature range		TJ, TSTG	-50 to +150		°C
Typical thermal resistance per leg	DO-201AD	RθJC	22		°C/W
Instantaneous forward voltage per diode			TYP.	MAX.	V
	IF=3A	TJ=125°C	0.7		
	IF=15A	TJ=125°C			
Instantaneous reverse current per diode at rated reverse voltage	TJ=25°C	IR(2)		200	µA
	TJ=125°C			50	mA

Notes:

(1) Pulse test: 300 µs pulse width, 1 % duty cycle

(2) Pulse test: Pulse width 0.40 ms



76\$ /

26-Jun-2016

a

p )



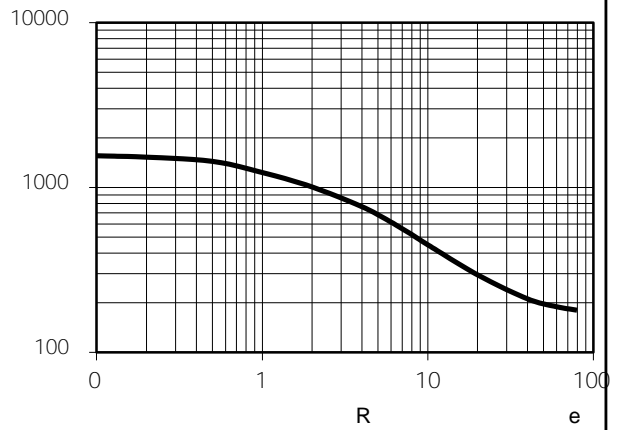
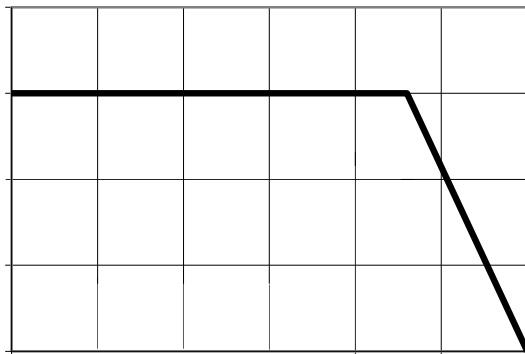
F

RATINGS AND CHARACTERISTICS CURVES (TA = 25 °C unless otherwise noted)

a

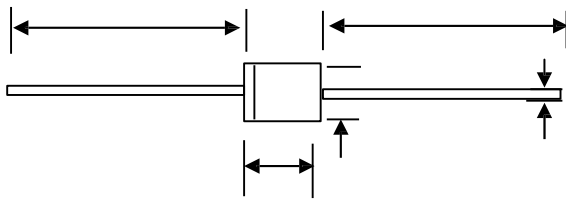
p

C (



**PACKAGE OUTLINE DIMENSIONS**

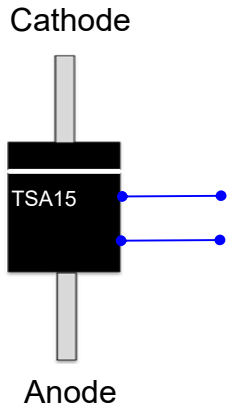
**DO-201AD**



DO-201AD mechanical data

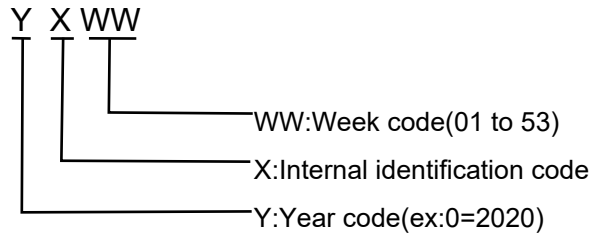
UNIT		A	B	C	D
mm	max	26.5	9.5	1.4	5.3
	min	24.5	7.3	1.1	4.8
mil	max	1043.30	374.01	5	208.67
	min	946.57	287.40		188.97

Marking Information



Product model : TSA15L45

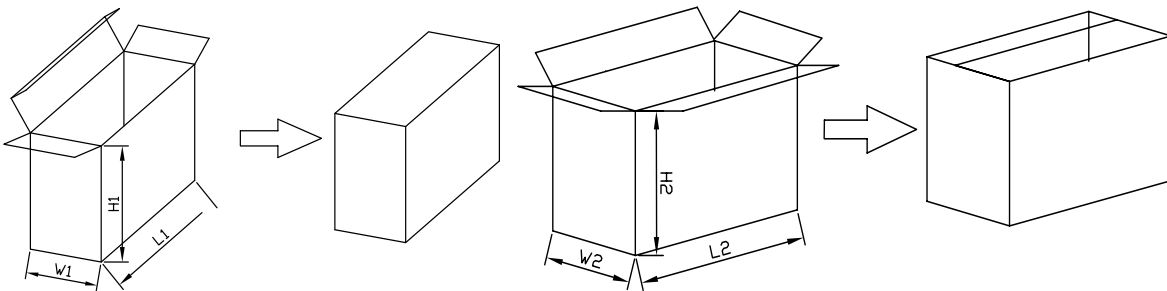
PDC information



DWU ] b[ ' =bZcf aUh] cb

% =bg] XY 6cl

&' G hg] XY 6cl



DWU ] b[ ' =bZcf aUh] cb

BC	I B=H	% =bg] XY 6cl			&' G hg] XY 6cl		
G] nY	aa	@%	K%	<%	@&	K&	<&
		&)	+) )	%4	4		